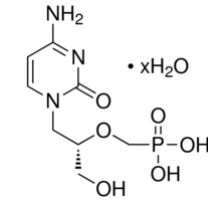
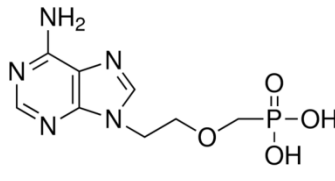
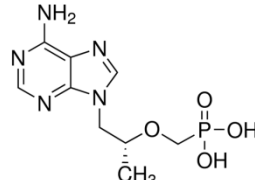
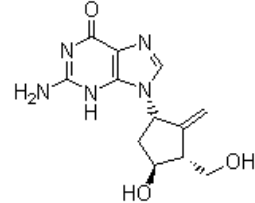
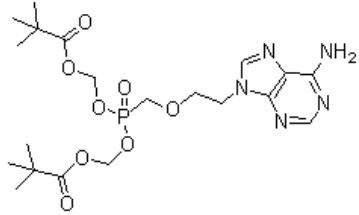
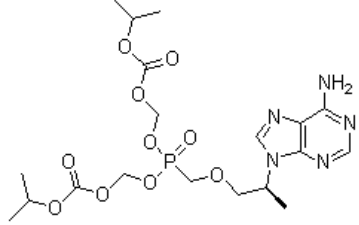
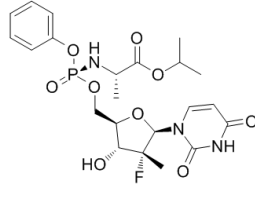
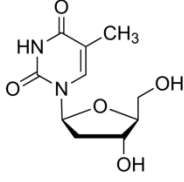
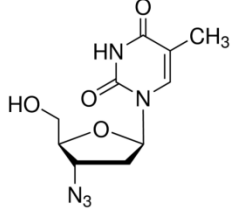
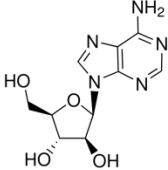
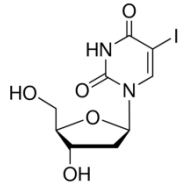
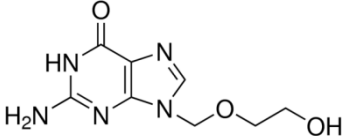
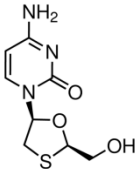


Table 1. Nucleotide analogs used in this study.

No.	Nucleotide analogs	CAS No.s	Chemical structural formula
1	cidofovir	113852-37-2	
2	adefovir	106941-25-7	
3	tenofovir	147127-20-6	
4	entecavir	142217-69-4	
5	adefovir dipivoxil	142340-99-6	
6	tenofovir disoproxil	201341-05-1	
7	sofobuvir	1190307-88-0	

8	telbivudine	3424-98-4	
9	zidovudine	30516-87-1	
10	arabinoadenosine	24356-66-9	
11	5-iodo-2'-deoxyuridine	54-42-2	
12	acyclovir	59277-89-3	
13	lamivudine	134678-17-4	
14	ribavirin	36791-04-5	